

UZATVÁRACIE VENTILY STOP VALVES

TYP FIGURE	MATERÁL TELESA BODY MATERIAL	DN	PN	TEPLOTNÝ ROZSAH TEMPERATURE RANGE (°C)
201 Závitový priamy With threaded ends a straightway form	Šedá liatina Grey cast iron	10-50	16	-10...200
215 Uzatvárací priamy With flange ends a straightway form	Šedá liatina Grey cast iron	15-300	16	-10...300
	Tvárna liatina Modular cast iron	15-200	16,25	-10...350
	Bronz Bronze	15-125	16	-10...225
		150-200	10	
		250-300	6	
	Oceľ na odliatky Cast steel	15-400	40	-20...400
		15-25	63; 100	-29...425
32-100		63; 100	-10...450	
Nerezová oceľ Stainless steel	15-250	40	-10...250	
216 Uzatvárací rohový With flange ends angle form	Šedá liatina Grey cast iron	15-300	16	-10...300
	Tvárna liatina Modular cast iron	15-200	16	-10...350
		15-80	25	
	Bronz Bronze	15-125	16	-10...225
		150-200	10	
		250-300	6	
	Oceľ na odliatky Cast steel	15-200	40	-20...450

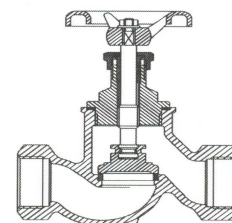


Fig. 201

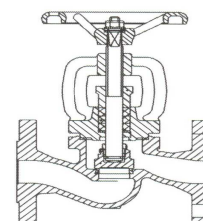


Fig. 215

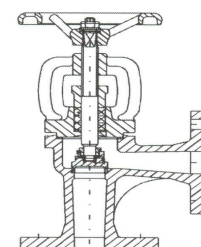


Fig. 216



Fig. 201



Fig. 215